




Installation Instructions

JLT Blow Through Air Box (2015-2020 Mustang GT 5.0 w/ Vortech or Paxton Supercharger)

#JLTAB-FMGPV-15

Please review complete instructions prior to installing.

Step#	
1	Verify you have all of the following parts included in the kit: (1) JLT Flow Tube, (1) 4" Coupler, (2) Clamps (1) 4x9 Air Filter, (1) Heat Shield
2	Gather all of the following tools needed for the installation: 5/16 nut driver, 10mm socket, ratchet, extension, Phillips head screwdriver
3	Remove the stock airbox by loosening the clamp at the blower tube and removing the 10mm bolt in airbox. Unplug the MAF (if used) and remove box from vehicle.
4	Remove rubber mounting grommet and metal insert from stock air box and install in JLT Heat Shield. Set JLT shield into stock location, bolt down using stock air box bolt.
  	

5

Install coupler – JLT Flow Tube – Filter on the tube coming from the blower and installation is complete.

******PLEASE NOTE: Many variables can affect heat shield fitment, such as pipe routing. Some adjustment maybe necessary do to varying installations, to the extreme case of the heat shield needing to be trimmed more for piping clearance.**



Oil Filter: The frequency you should clean your filter will depend on your driving conditions. It is recommended to check your filter at every oil change or 3,000 miles. If there is a buildup of dirt as thick as the wire mesh, then it's time to clean your filter.

To properly clean your oil filter, we recommend the S&B Precision Cleaning & Oiling Kit (located in the Parts Sold Separately Section of our website, www.JLTtruecoldair.com).

Thanks for the business. If you have any questions, please e-mail info@JLTtruecoldair.com or call 757-335-1940. Our hours are Monday-Friday. 8:00am – 5:00pm Eastern Time.

JLT Performance Lifetime Satisfaction Guarantee. We want you to be a JLT Performance customer for life! Your new JLT Performance product is warranted to be free from defects in materials and workmanship for the life of the *original retail purchaser*, subject to the limitations contained in our warranty found here. www.jlttruecoldair.com/warranty

We guarantee workmanship, tunability and even a pathway to discounted upgrades for substantially improved items.

Return Policy: All returns will be subject to a 10%-25% restocking fee. Air Filters will not be accepted for return unless they are in original plastic sealed bag. Please visit www.JLTtruecoldair.com for complete return policy.

Disclaimer: JLT Performance Inc. makes no warranties whatsoever, expressed or implied, oral or written to any purchasers, except the warranty above. JLT Performance Inc. hereby specifically excludes from any implied warranty of merchantability or implied warranty of incidental, secondary, or consequential damages of any kind whatsoever. All purchasers and users of products manufactured by JLT Performance Inc. agree to hold harmless and indemnify JLT Performance Inc. from any and all claims arising from their use. Failure to receive notice of any or the limitations contained in this disclaimer shall not serve to extend liability to JLT Performance Inc. for any claims arising out of use of its products.