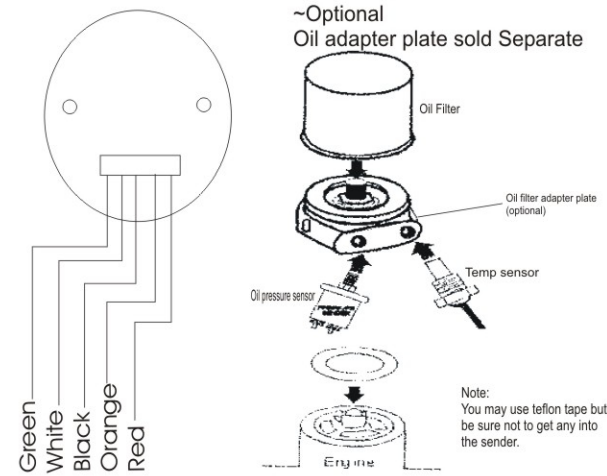


Prosport Inc. Performance Oil Pressure Gauge

Amber/White Display (270° Scale)



Wiring Instructions

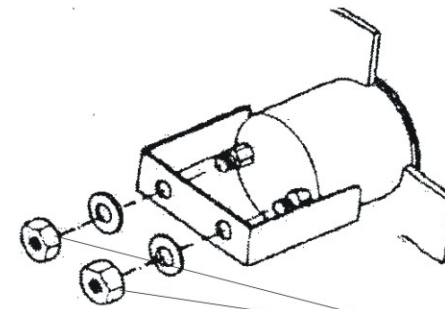
Red- 12v Accessory power
Black-Ground
White- 12v accessory power
Orange- Headlight switch
(12v power when lights are turned on)

Sensor:

G Terminal- Connect green wire from gauge to this terminal
WK Terminal- Run wire from terminal to ground

Lighting Diagram

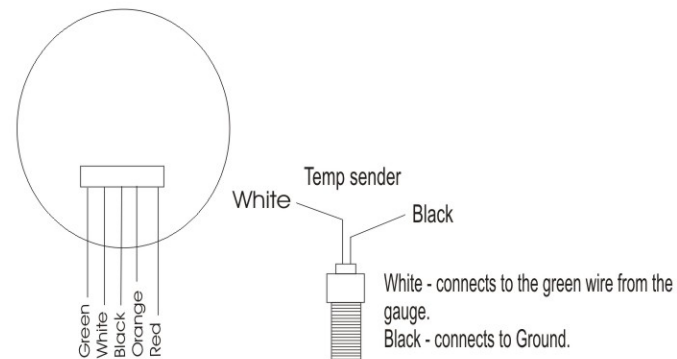
Day Time	Night Time	Installation
White	White	White — Connect to acc. Power Amber — Do not connect
Amber	Amber	White — Do not connect Amber — Connect to acc. Power
White	Amber	White — Connect to acc. Power Amber — Connect to parking lamp
Amber	White	Amber — Connect to acc. Power White — Connect to parking lamp



Do not over tighten bolts when installing U bracket. Doing so will cause damage to movement inside.

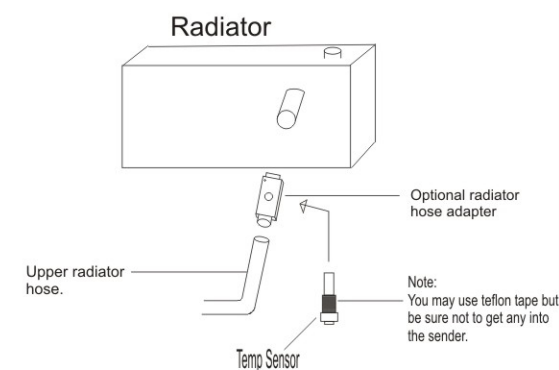
Performance Oil/ Water Temperature Gauge

Amber/White Display (270° Scale)


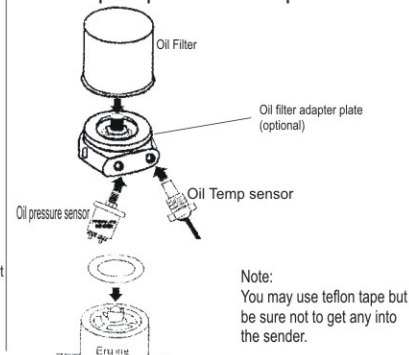


Wiring Instructions

Red- 12v Accessory power
Black-Ground
White- 12v accessory power
Orange- Headlight switch
(12v power when lights are turned on)
Green- Temp Sensor



~Optional
Oil adapter plate sold Separate



Do not over tighten bolts when installing U bracket. Doing so will cause damage to movement inside.