





Installation Instructions JLT Cold Air Intake Kit
2015-2018 Mustang EcoBoost
#CAI-FME-15; (-P); (-HC)

Thank you for purchasing our product. We hope you are satisfied with the look and performance. Take your time and it will be a smooth install.

Please review complete instructions prior to installing.

Step#	
1	Verify you have all of the following parts included in the kit: (1) JLT Intake tube with fittings, (1) 2.25" Silicone Coupler, (2) 40 clamps, (1) 5x7 Air Filter, (1) Heat Shield with duct, (1) BOV Cap included if you ever want to cap it off, (1) Foam Heat Shield Insert
2	Gather all of the following tools needed for the installation: 5/16 nut driver, 10mm socket, ratchet, extension, pliers
3	Remove the stock airbox by loosening the clamp at the turbo and removing the 10mm bolt in airbox. Unplug the IAT sensor, PCV connection, Blow Off Valve hose and remove as a unit 
4	Remove rubber locating spacer, mounting grommet and metal insert from stock air box and install in JLT Heat Shield. Set JLT shield into stock location and bolt down using stock air box bolt.    <div style="border: 1px solid black; padding: 5px; width: fit-content;">Line up duct on factory fresh air inlet and slide over. Press down on edge of duct to get the retaining "bump" past the shield.</div>

5 Remove the stock IAT sensor from your airbox and install in the JLT tube grommet.



6 Attach coupler and clamps to the small end of the JLT tube and the air filter to the large end. Lower tube assembly down onto turbo and into airbox.
CLAMPS ONLY NEED TO BE SNUG-DO NOT OVER TIGHTEN



7 Plug in the PCV, BOV and IAT connections.

8 Attach the factory clip on the IAT wire harness to the 1/4" hole in the front of the heat shield.

9 OPTIONAL: Foam heat shield insert- Install as shown below. Designed and included to seal engine heat from the filter while stopped.





This kit is CARB approved for use on 2015, 2016 and 2017 models. It is not CARB approved for 2018.

CARB STICKER: Place sticker on the inside of the heat shield (2015, 2016, 2017 models only).

Oil Filter: The frequency you should clean your filter will depend on your driving conditions. It is recommended to check your filter at every oil change or 3,000 miles. If there is a build up of dirt as thick as the wire mesh, then it's time to clean your filter. As dirt builds up on your filter, the restriction of the airflow also increases. More frequent cleanings will improve your fuel economy and your vehicle's performance.

To properly clean your oil filter, we recommend the S&B Precision Cleaning & Oiling Kit (located in the Parts Sold Separately Section of our website, www.JLTtruecoldair.com).

Thanks for the business. If you have any questions, please e-mail info@JLTtruecoldair.com or call 757-335-1940. Our hours are Monday-Friday. 8:00am – 5:00pm Eastern Time.

Warranty: JLT Performance Inc. will repair or replace any part of their product found upon our inspection to be defective in workmanship or material within 1 year from the purchase date for the original purchaser.

Disclaimer: JLT Performance Inc. makes no warranties whatsoever, expressed or implied, oral or written to any purchasers, except the warranty above. JLT Performance Inc. hereby specifically excludes from any implied warranty of merchantability or implied warranty of incidental, secondary, or consequential damages of any kind whatsoever. All purchasers and users of products manufactured by JLT Performance Inc. agree to hold harmless and indemnify JLT Performance Inc. from any and all claims arising from their use. Failure to receive notice of any or the limitations contained in this disclaimer shall not serve to extend liability to JLT Performance Inc. for any claims arising out of use of its products.

Custom Paint Disclaimer: All custom paint jobs are done by JLT Performance Inc. Every job is different and done by hand. By ordering a custom paint job, you accept this fact and cannot hold JLT Performance liable for the end result not being exactly what you had in your mind.

Return Policy: All returns will be subject to a 10%-25% restocking fee. Air Filters will not be accepted for return unless they are in original plastic sealed bag. Please visit www.JLTtruecoldair.com for complete return policy.